

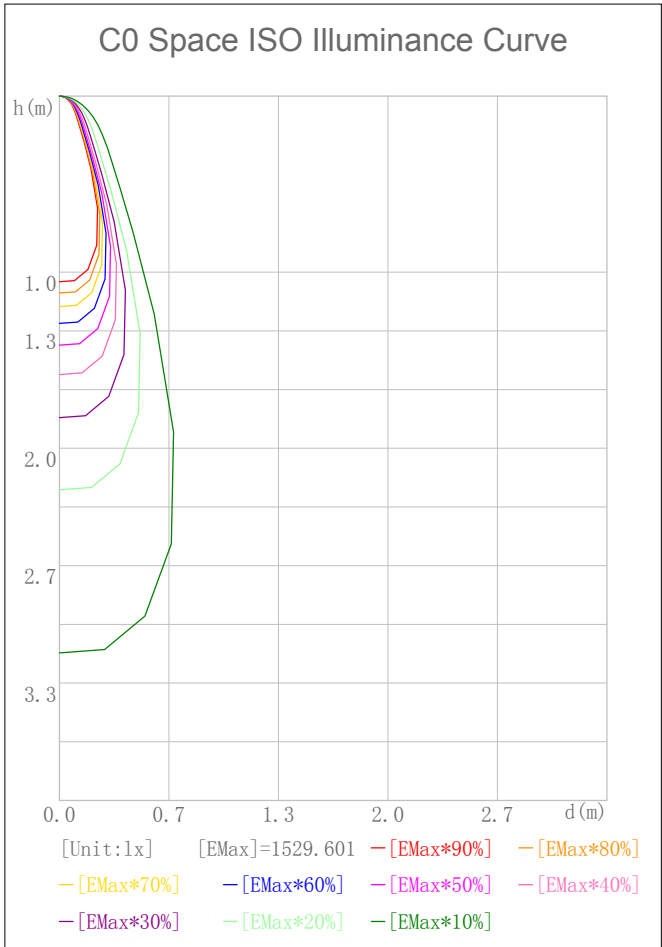
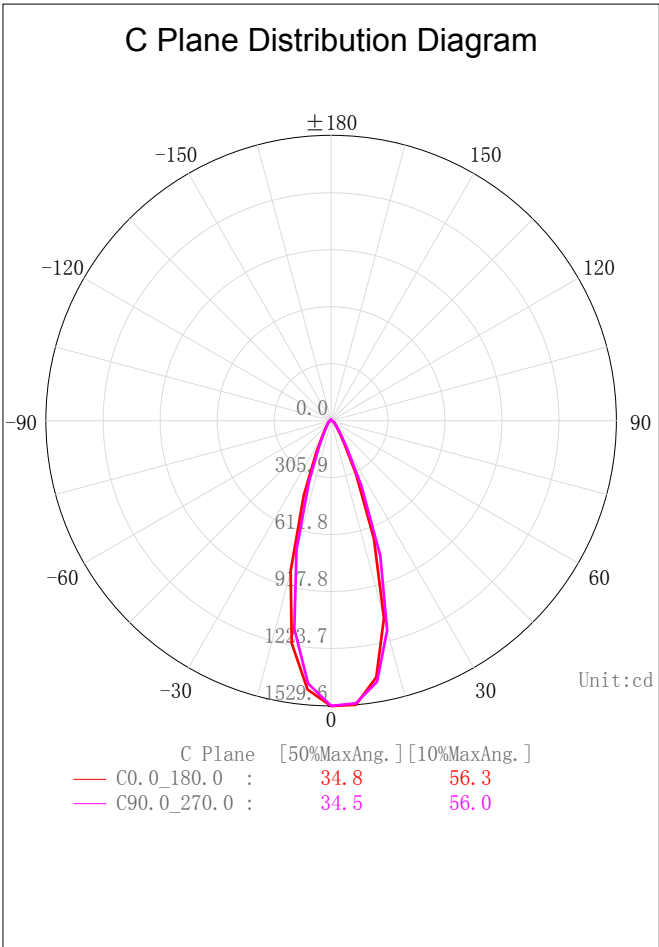
Indoor Luminaire Photometric Data

Description Information

Luminary Name:WL02-09-DW-01 1800-3000K RA90 36D		Lum. Catalog:	Test ID: 01
Lamp Name:		Lamp Catalog: LED	Test Date: 2022/08/29
Manufacture: Shenzhen Norming Lighting		Shld. Ang(°):	Test Machine:GON-2000
Test Lab: Quality Department		Frequency (Hz):	Lamp CCT(K): Ra:
Lum. Size (W*L*H):0.076m*0.076m*0.000m		Lum. Area (m2):0.006	Lum. W(kg): 0.000
Test System: C, γ	Test Step: C=90.0 γ=5.0	Temp. (°C): 25	Humidity(%): 50.0

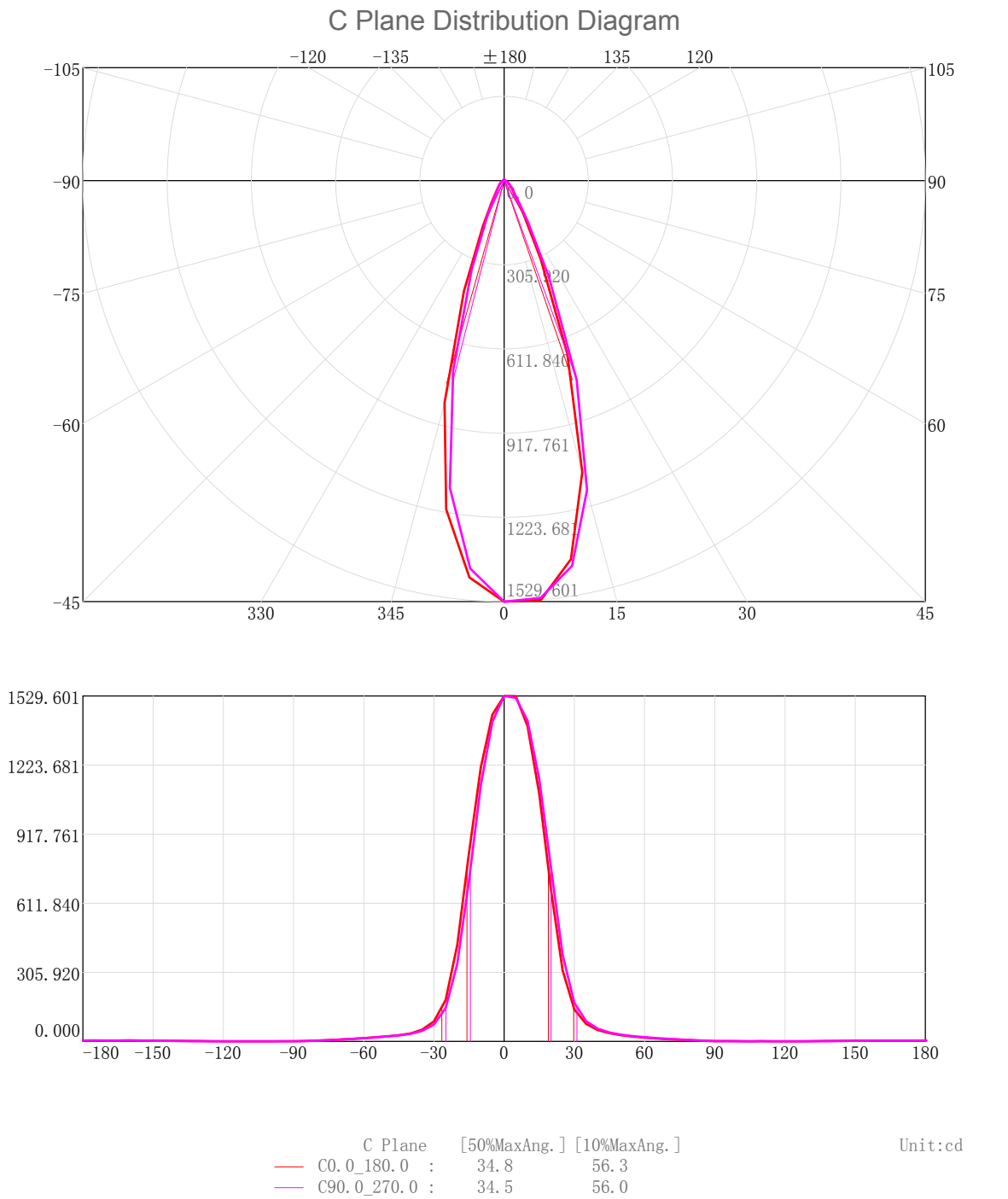
Character Parameter

Lamp Speciality Parameter		Luminaire Speciality Parameter	
Rated Flux(lm): 651.040	Luminary Flux(lm): 651.043	Field Angle(10%Imax): 56.3(°)	
Rated Power(W):	Luminary Efficiency: 100.00%	Down Lumens&Percent: 639.475lm 98.22%	
Rated Voltage(V):	Luminary EER(lm/W): 78.458	Up Lumens&Percent: 11.567lm 1.78%	
Tested Power(W): 8.298	Max. Candela(cd): 1529.601	S/MH: C0_a180=0.582 C90_270=0.576	
Lamps' Inside: 1	Max Cand@Ang. (°): C=0.0 γ=0.0	CIE Type: Semi-Direct	
Tested Electrics (V, A, pf):240.0, 0.038, 0.893	Beam Angle(50%Imax): 34.8(°)	ErP Φ use(90°): 594.904lm	
Lamp Size (W*L*H):0.076m*0.076m*0.000m	Left=-15.9°, Right=18.9°	IRF(%): 501.415	



2D Plane Light Intensity Distribution Curve

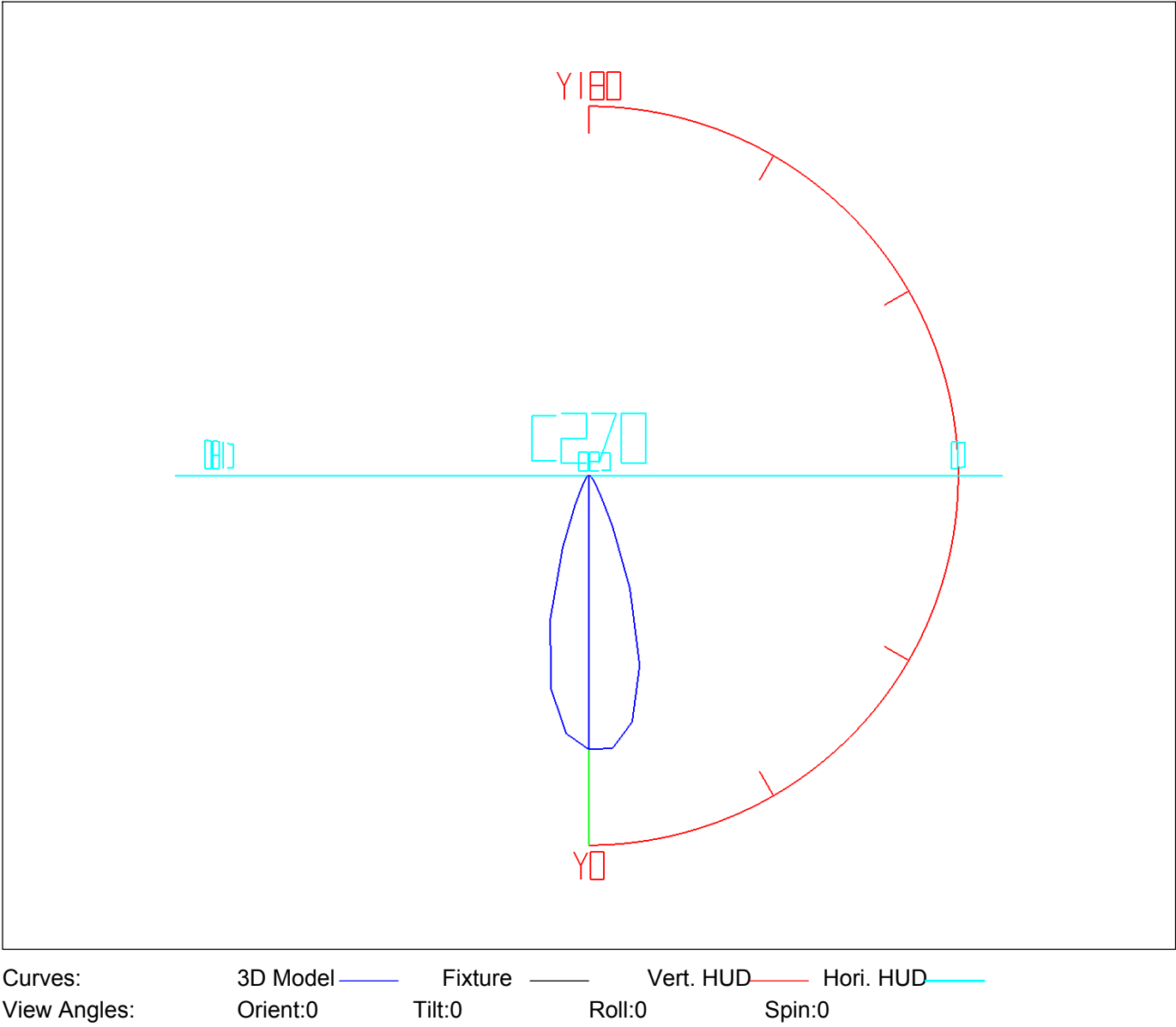
Lum. Name: WL02-09-DW-01 1800-3000K RA90 36D	Lum. Catalog:	Test ID: 01
Lamp Name:	Lamp Catalog: LED	Test Lab: Quality Department
Manufacture: Shenzhen Norming Lighting	Test Machine:GON-2000	Test Date: 2022/08/29



3D Light Intensity Distribution Modal

Lum. Name: WL02-09-DW-01 1800-3000K RA90 36D	Lum. Catelog:	Test ID: 01
Lamp Name:	Lamp Catelog: LED	Test Lab: Quality Department
Manufacture: Shenzhen Norming Lighting	Test Machine:GON-2000	Test Date: 2022/08/29

3D Light Intensity Distribution Modal

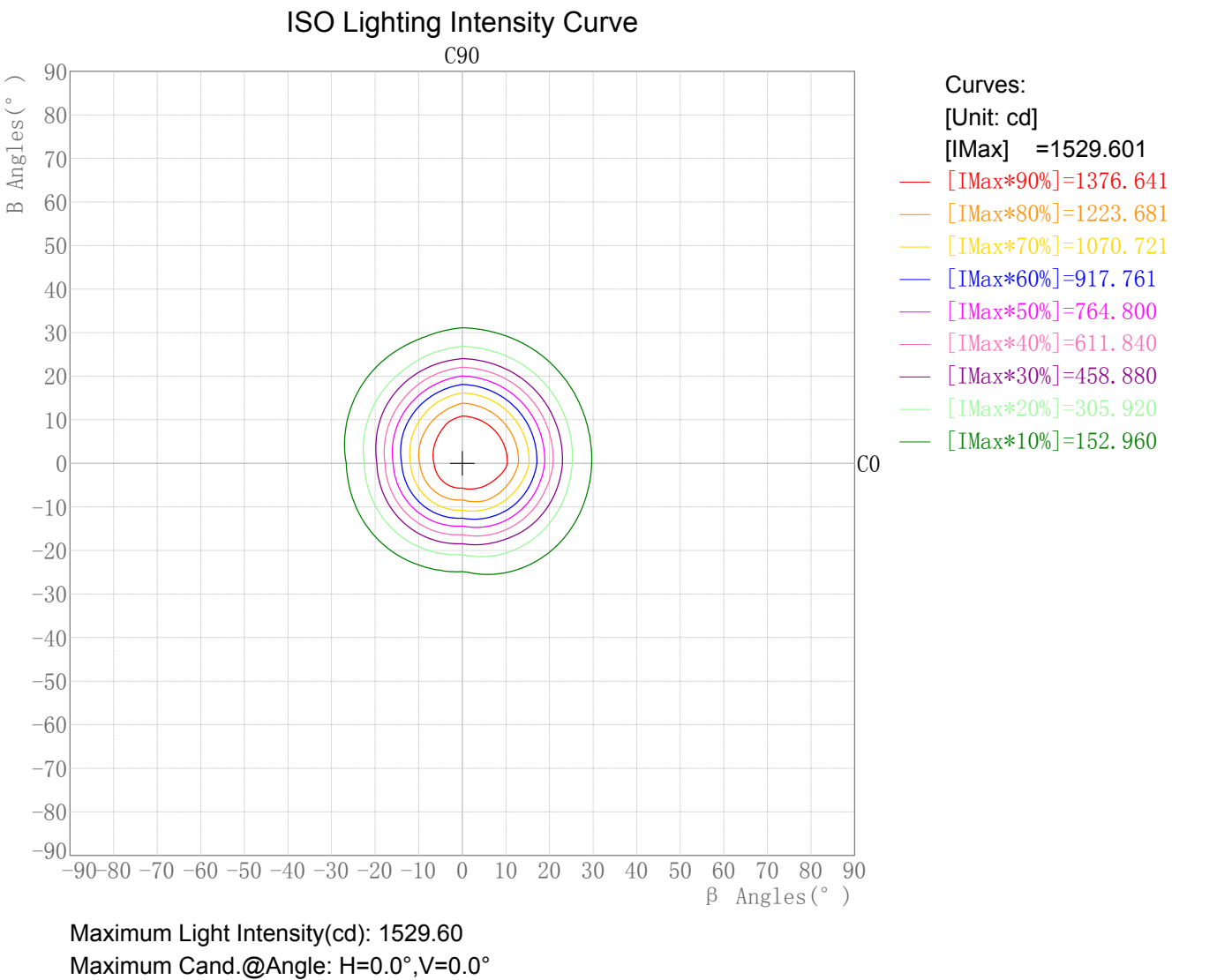


Zonal Flux Tabulation

Zone(γ)	Zone Flux (lm)	Sums Flux (lm)	Zone%Lamp	Sums%Lamp
0. 0-5. 0	35. 95	35. 95	5. 52	5. 52
5. 0-10. 0	99. 04	135. 00	15. 21	20. 74
10. 0-15. 0	133. 06	268. 06	20. 44	41. 17
15. 0-20. 0	124. 06	392. 12	19. 06	60. 23
20. 0-25. 0	85. 02	477. 14	13. 06	73. 29
25. 0-30. 0	47. 72	524. 87	7. 33	80. 62
30. 0-35. 0	27. 45	552. 32	4. 22	84. 84
35. 0-40. 0	18. 57	570. 89	2. 85	87. 69
40. 0-45. 0	14. 29	585. 18	2. 19	89. 88
45. 0-50. 0	11. 82	597. 00	1. 82	91. 70
50. 0-55. 0	10. 05	607. 05	1. 54	93. 24
55. 0-60. 0	8. 54	615. 59	1. 31	94. 56
60. 0-65. 0	7. 11	622. 70	1. 09	95. 65
65. 0-70. 0	5. 74	628. 45	0. 88	96. 53
70. 0-75. 0	4. 46	632. 90	0. 68	97. 21
75. 0-80. 0	3. 24	636. 15	0. 50	97. 71
80. 0-85. 0	2. 11	638. 25	0. 32	98. 04
85. 0-90. 0	1. 22	639. 48	0. 19	98. 22
90. 0-95. 0	0. 86	640. 34	0. 13	98. 36
95. 0-100. 0	0. 72	641. 06	0. 11	98. 47
100. 0-105. 0	0. 58	641. 63	0. 09	98. 56
105. 0-110. 0	0. 57	642. 20	0. 09	98. 64
110. 0-115. 0	0. 53	642. 73	0. 08	98. 72
115. 0-120. 0	0. 45	643. 18	0. 07	98. 79
120. 0-125. 0	0. 45	643. 63	0. 07	98. 86
125. 0-130. 0	0. 56	644. 19	0. 09	98. 95
130. 0-135. 0	0. 70	644. 89	0. 11	99. 06
135. 0-140. 0	0. 81	645. 70	0. 12	99. 18
140. 0-145. 0	0. 90	646. 60	0. 14	99. 32
145. 0-150. 0	0. 97	647. 57	0. 15	99. 47
150. 0-155. 0	0. 96	648. 52	0. 15	99. 61
155. 0-160. 0	0. 87	649. 40	0. 13	99. 75
160. 0-165. 0	0. 72	650. 11	0. 11	99. 86
165. 0-170. 0	0. 51	650. 63	0. 08	99. 94
170. 0-175. 0	0. 31	650. 94	0. 05	99. 98
175. 0-180. 0	0. 11	651. 04	0. 02	100. 00

Rectangle ISO Lighting Intensity Diagram

Lum. Name: WL02-09-DW-01 1800-3000K RA90 36D	Lum. Catelog:	Test ID: 01
Lamp Name:	Lamp Catelog: LED	Test Lab: Quality Department
Manufacture: Shenzhen Norming Lighting	Test Machine:GON-2000	Test Date: 2022/08/29

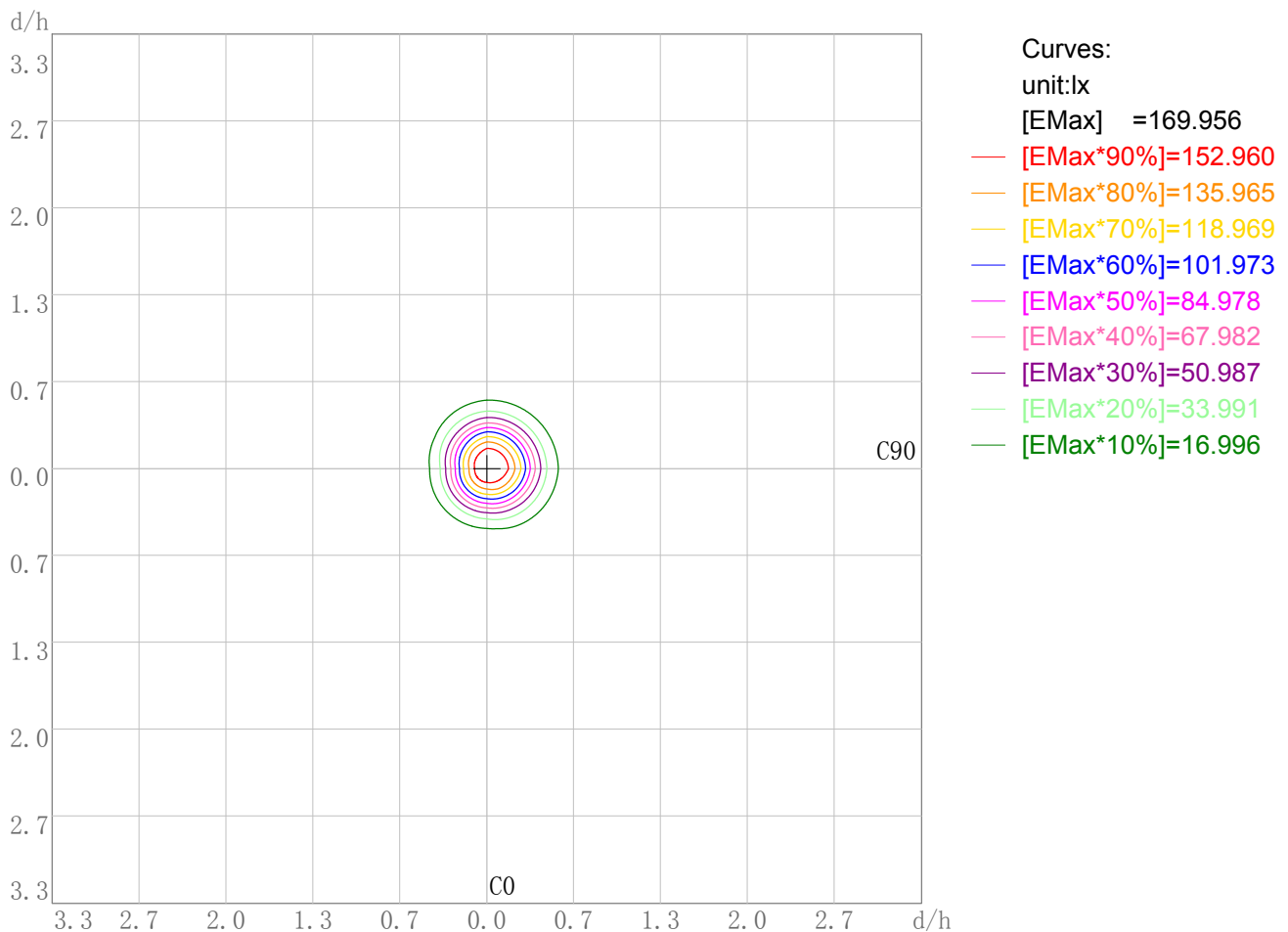


Photometric Filename:WL02-09-DW-01 1800-3000K RA90 36D.IES

Plane ISO-Illuminance Diagram

Lum. Name: WL02-09-DW-01 1800-3000K RA90 36D	Lum. Catalog:	Test ID: 01
Lamp Name:	Lamp Catalog: LED	Test Lab: Quality Department
Manufacture: Shenzhen Norming Lighting	Test Machine: GON-2000	Test Date: 2022/08/29

Plane ISO-Illuminance Curve



Working Plane Luminaire Mounting Height(m): 3.00

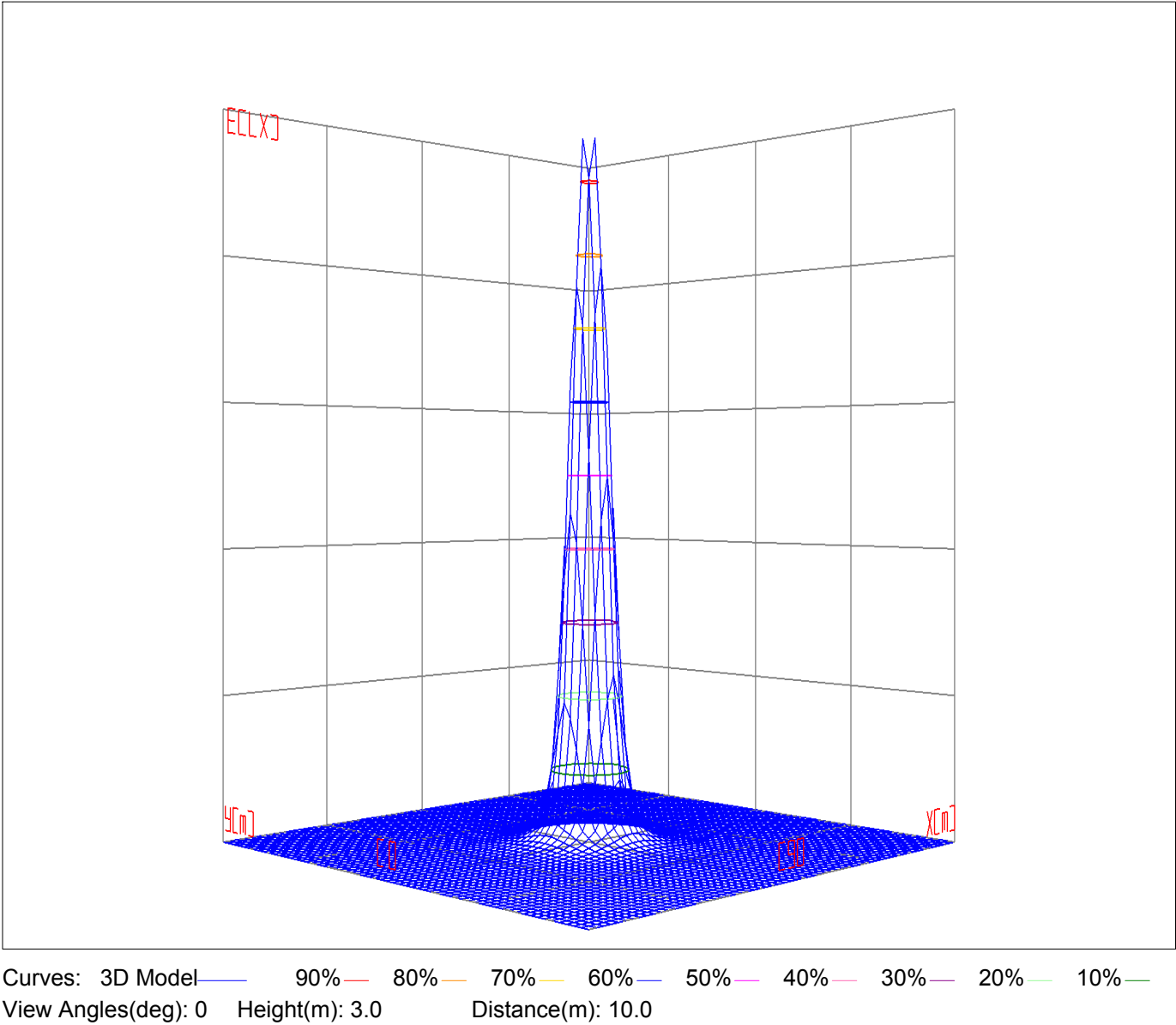
Working Plane Maximum Illuminance(lx): 169.96

Working Plane Maximum Illuminance Position(d/h):H0.0 V0.0

3D Plane ISO Illuminance Diagram

Lum. Name: WL02-09-DW-01 1800-3000K RA90 36D	Lum. Catelog:	Test ID: 01
Lamp Name:	Lamp Catelog: LED	Test Lab: Quality Department
Manufacture: Shenzhen Norming Lighting	Test Machine:GON-2000	Test Date: 2022/08/29

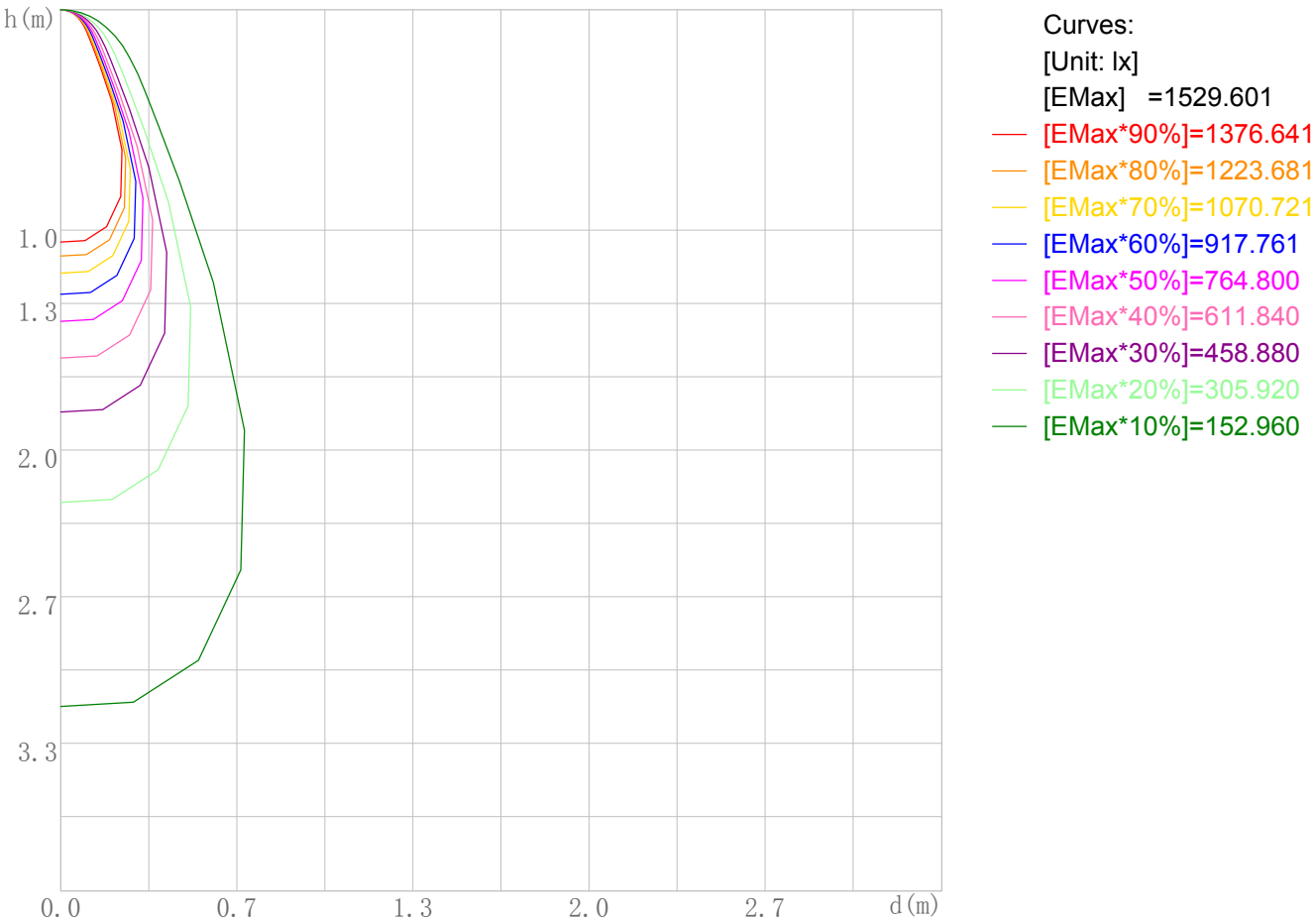
3D Plane Illuminance Modal



Space ISO Illuminance Diagram

Lum. Name: WL02-09-DW-01 1800-3000K RA90 36D	Lum. Catelog:	Test ID: 01
Lamp Name:	Lamp Catelog: LED	Test Lab: Quality Department
Manufacture: Shenzhen Norming Lighting	Test Machine:GON-2000	Test Date: 2022/08/29

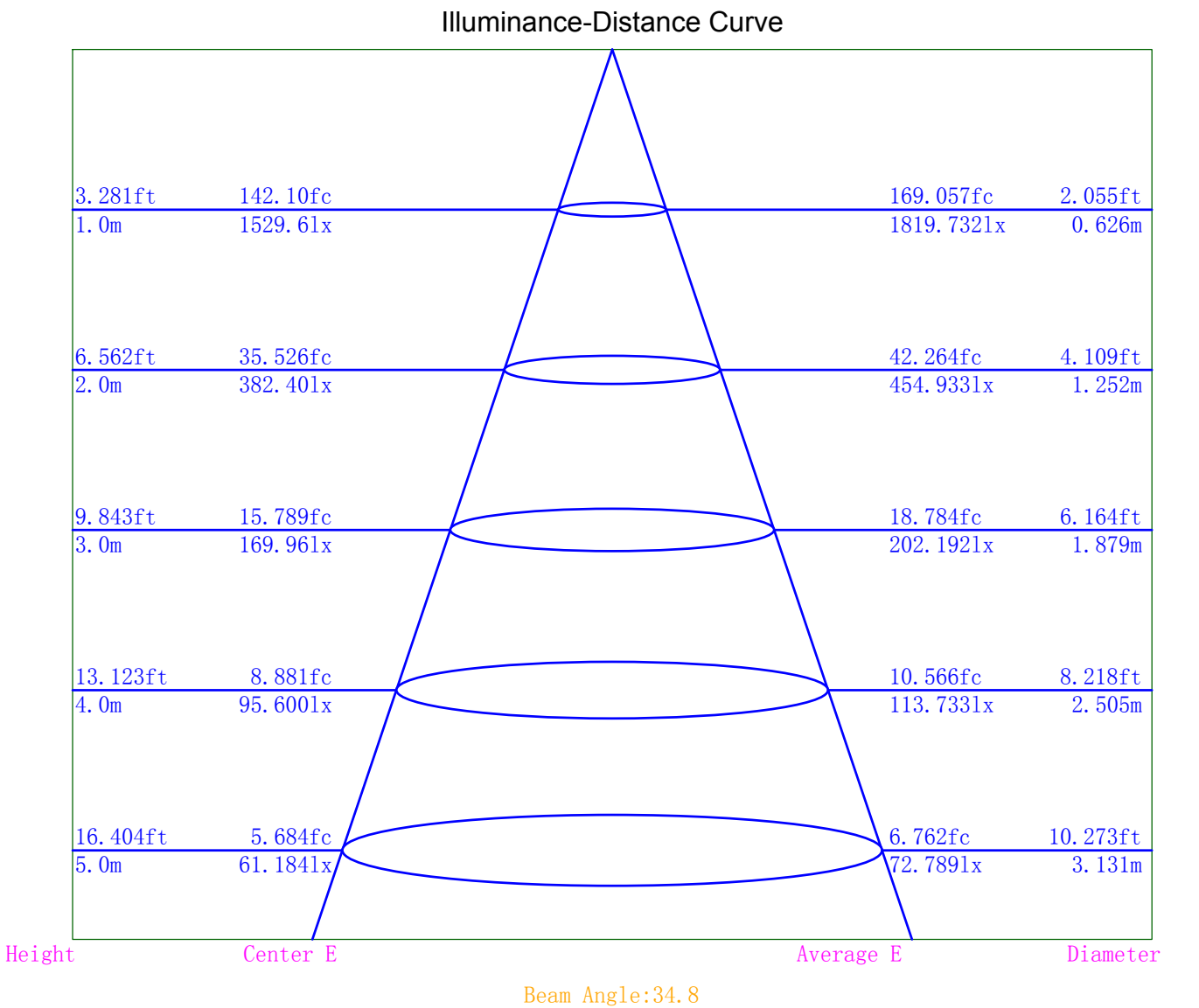
Space ISO Illuminance Curve



Space Plane Maximum Illuminance and @Angle:1529.60lx,0.0deg
Plane Maximum Lighting Intensity and @Angle:1529.601cd,0deg

Illuminance-Distance Diagram

Lum. Name: WL02-09-DW-01 1800-3000K RA90 36D	Lum. Catalog:	Test ID: 01
Lamp Name:	Lamp Catalog: LED	Test Lab: Quality Department
Manufacture: Shenzhen Norming Lighting	Test Machine:GON-2000	Test Date: 2022/08/29



Indoor Luminance Limiting Curves

Lum. Name: WL02-09-DW-01 1800-3000K RA90 36D	Lum. Catalog:	Test ID: 01
Lamp Name:	Lamp Catalog: LED	Test Lab: Quality Department
Manufacture: Shenzhen Norming Lighting	Test Machine:GON-2000	Test Date: 2022/08/29

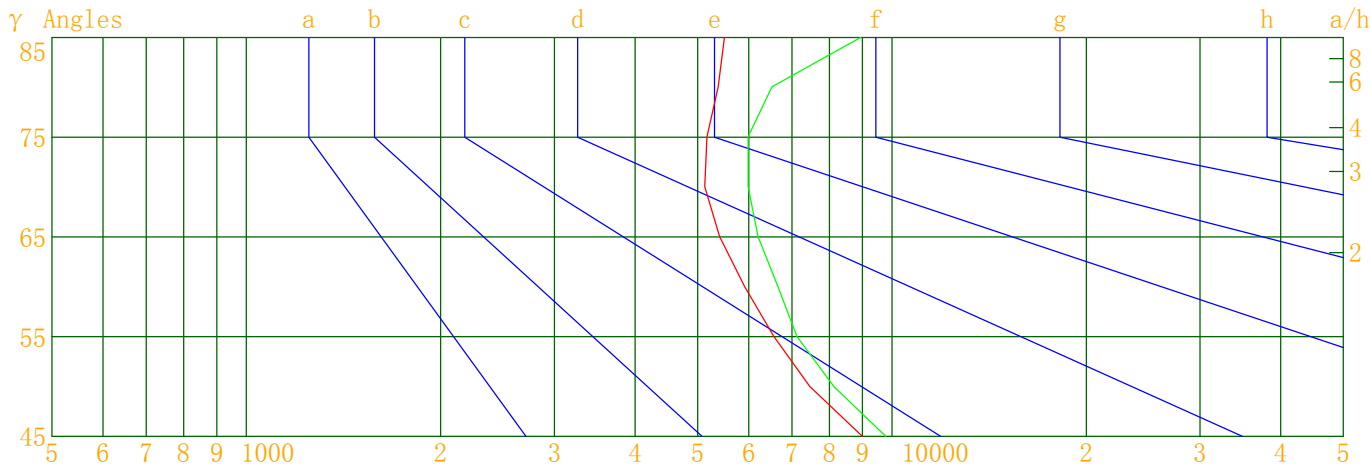
Glare Grade Table

GI	Quality	Using Illuminance							
1.15	A	2000	1000	500	<=300				
1.5	B		2000	1000	500	<=300			
1.85	C			2000	1000	500	<=300		
2.2	D				2000	1000	500	<=300	
2.55	E	a				2000	1000	500	<=300
			b	c	d	e	f	g	h

Luminance Table

Gama(deg)	45	50	55	60	65	70	75	80	85
C0	8998	7460	6563	5912	5409	5130	5169	5381	5502
C90	9779	8125	7125	6658	6203	5985	5986	6519	8939

Luminance Limiting Curve



Luminous Size:

Length(m)=0.076

Width(m)=0.076

Height(m)=0.000

Area(m^2)=0.005776

Luminous Type:

Without Luminous Side

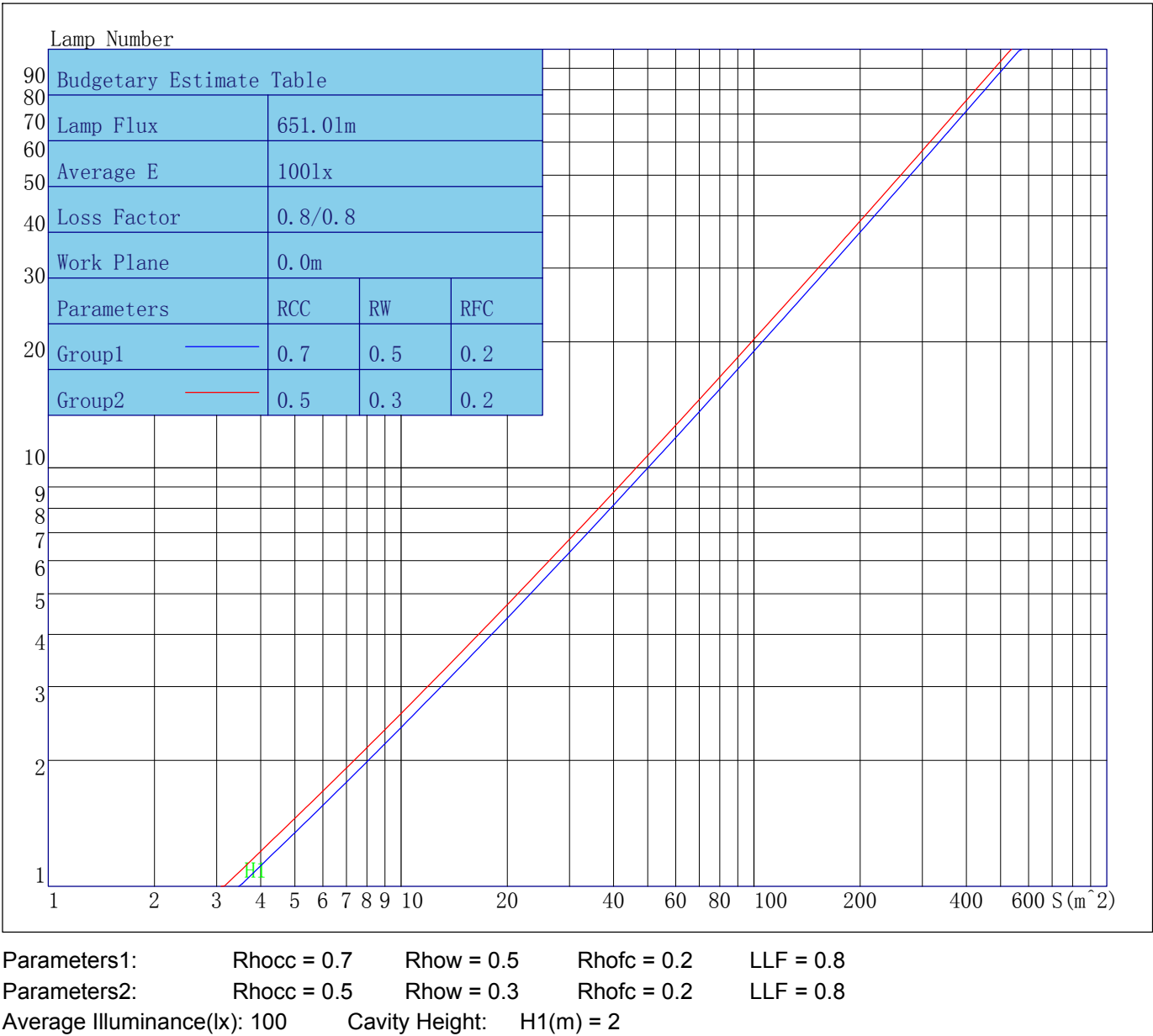
Luminous Curves:

C0-C180 Color: —

C90-C270 Color: —

Indoor Budgetary Estimate Table

Lum. Name: WL02-09-DW-01 1800-3000K RA90 36D	Lum. Catalog:	Test ID: 01
Lamp Name:	Lamp Catalog: LED	Test Lab: Quality Department
Manufacture: Shenzhen Norming Lighting	Test Machine:GON-2000	Test Date: 2022/08/29



Indoor Coefficient of Utilization Table

Lum. Name: WL02-09-DW-01 1800-3000K RA90 36D	Lum. Catelog:	Test ID: 01
Lamp Name:	Lamp Catelog: LED	Test Lab: Quality Department
Manufacture: Shenzhen Norming Lighting	Test Machine:GON-2000	Test Date: 2022/08/29

Coefficients of Utilization - Zonal Cavity Method																		
Coef.	Effective Floor Cavity Reflectance RFC=0.20																	
RhoCC (%)	80				70				50			30			10			0
RhoW (%)	70	50	30	10	70	50	30	10	50	30	10	50	30	10	50	30	10	0
RCR	Coefficient of Utilization(%)																	
0	119	119	119	119	116	116	116	116	110	110	110	105	105	105	100	100	100	98
1	113	110	108	106	110	108	106	104	104	102	100	100	98	97	96	95	94	92
2	108	103	99	96	106	101	98	95	98	95	93	95	92	90	92	90	88	86
3	103	97	92	89	101	96	91	88	93	89	86	90	87	85	88	85	83	82
4	99	92	87	83	97	90	86	82	88	84	81	86	83	80	84	81	79	77
5	95	87	82	78	93	86	81	77	84	80	77	82	79	76	81	77	75	73
6	91	83	77	74	89	82	77	73	80	76	73	79	75	72	77	74	71	70
7	87	79	74	70	86	78	73	70	77	72	69	76	72	69	74	71	68	67
8	84	76	70	67	83	75	70	67	74	69	66	73	69	66	72	68	65	64
9	81	73	67	64	80	72	67	64	71	67	63	70	66	63	69	65	63	62
10	78	70	65	61	77	69	64	61	68	64	61	68	64	61	67	63	60	59

Unified Glare Rating Table

Lum. Name: WL02-09-DW-01 1800-3000K RA90 36D	Lum. Catelog:	Test ID: 01
Lamp Name:	Lamp Catalog: LED	Test Lab: Quality Department
Manufacture: Shenzhen Norming Lighting	Test Machine:GON-2000	Test Date: 2022/08/29

Unified Glare Rating Table

Ceiling RCC		0.70	0.70	0.50	0.50	0.30	0.70	0.70	0.50	0.50	0.30
Wall RW		0.50	0.30	0.50	0.30	0.30	0.50	0.30	0.50	0.30	0.30
Floor RFC		0.20	0.20	0.20	0.20	0.20	0.20	0.20	0.20	0.20	0.20
Room Size		Vewed crosswise					Vewed endwise				
X=2H	Y=2H	14.8	15.7	15.2	16.1	16.5	15.3	16.3	15.7	16.7	17.0
	Y=3H	15.7	16.6	16.1	16.9	17.4	16.4	17.2	16.8	17.6	18.0
	Y=4H	16.2	17.0	16.6	17.4	17.8	16.9	17.7	17.3	18.1	18.5
	Y=6H	16.6	17.4	17.1	17.8	18.2	17.4	18.1	17.9	18.5	19.0
	Y=8H	16.8	17.5	17.3	17.9	18.4	17.7	18.3	18.1	18.8	19.2
	Y=12H	17.0	17.6	17.4	18.0	18.5	17.9	18.6	18.4	19.0	19.5
X=4H	Y=2H	15.1	15.9	15.5	16.3	16.7	15.6	16.4	16.1	16.8	17.2
	Y=3H	16.3	16.9	16.7	17.4	17.8	16.9	17.5	17.3	18.0	18.4
	Y=4H	16.9	17.5	17.4	17.9	18.4	17.5	18.1	18.0	18.6	19.1
	Y=6H	17.5	18.0	18.0	18.5	19.0	18.2	18.7	18.7	19.2	19.7
	Y=8H	17.7	18.2	18.3	18.7	19.2	18.6	19.0	19.1	19.5	20.0
	Y=12H	17.9	18.3	18.5	18.9	19.4	18.9	19.3	19.5	19.8	20.4
X=8H	Y=4H	17.1	17.5	17.6	18.0	18.5	17.7	18.2	18.2	18.6	19.2
	Y=6H	17.9	18.2	18.4	18.8	19.3	18.6	18.9	19.1	19.5	20.0
	Y=8H	18.2	18.5	18.8	19.1	19.6	19.0	19.3	19.6	19.9	20.4
	Y=12H	18.6	18.8	19.1	19.3	20.0	19.6	19.8	20.1	20.4	21.0
X=12H	Y=4H	17.1	17.5	17.6	18.0	18.5	17.7	18.1	18.2	18.6	19.1
	Y=6H	17.9	18.2	18.5	18.7	19.3	18.6	18.9	19.2	19.4	20.0
	Y=8H	18.4	18.6	18.9	19.1	19.8	19.2	19.4	19.7	19.9	20.6
Variations with the objverver position at spacings											
S=1.0H		0.3/-0.3					0.3/-0.3				
S=1.5H		0.6/-0.7					0.5/-0.5				
S=2.0H		0.8/-0.8					0.6/-0.6				
Reduced UGR Table:											
Nordic Standard Table:		BK0					BK0				
Correction Value		2.5					2.8				

o the CIE Pub.117, data has been corrected, refers to the lamp’s lumens 8.2flm.

IES Indoor Report

Photometric Filename:WL02-09-DW-01 1800-3000K RA90 36D.IES

Candela Tabulation

V/H	C0.0	C90.0	C180.0	C270.0
γ 0.0	1529.60	1529.60	1529.60	1529.60
γ 5.0	1528.60	1521.36	1446.81	1414.55
γ 10.0	1396.68	1420.97	1212.46	1133.13
γ 15.0	1096.79	1162.83	835.68	714.16
γ 20.0	671.79	770.07	426.73	343.30
γ 25.0	314.97	384.44	183.61	147.62
γ 30.0	142.35	171.29	89.01	75.18
γ 35.0	78.20	89.99	52.60	47.01
γ 40.0	50.74	56.70	35.92	34.04
γ 45.0	36.75	39.94	27.72	26.91
γ 50.0	27.70	30.17	22.77	22.09
γ 55.0	21.74	23.60	18.44	18.35
γ 60.0	17.07	19.23	14.94	14.48
γ 65.0	13.20	15.14	11.59	11.38
γ 70.0	10.13	11.82	8.68	8.78
γ 75.0	7.73	8.95	6.05	6.03
γ 80.0	5.40	6.54	4.00	3.77
γ 85.0	2.77	4.50	2.19	1.84
γ 90.0	1.29	2.53	1.38	1.35
γ 95.0	1.55	2.07	1.01	1.42
γ 100.0	1.10	1.72	0.54	1.15
γ 105.0	0.84	1.47	0.55	1.27
γ 110.0	0.97	1.91	0.71	0.97
γ 115.0	0.59	1.44	0.65	1.08
γ 120.0	0.61	1.20	0.81	1.11
γ 125.0	0.39	1.07	1.21	1.42
γ 130.0	1.44	1.27	1.63	1.82
γ 135.0	1.55	1.91	1.97	2.23
γ 140.0	2.14	2.12	2.57	2.99
γ 145.0	2.55	2.81	3.20	3.28
γ 150.0	3.40	2.98	4.09	3.93
γ 155.0	3.63	3.38	4.30	4.52
γ 160.0	4.18	3.94	4.70	4.68
γ 165.0	4.41	4.08	4.44	4.41
γ 170.0	4.42	4.24	4.34	4.16
γ 175.0	4.20	4.23	4.52	4.53
γ 180.0	4.51	4.51	4.51	4.51